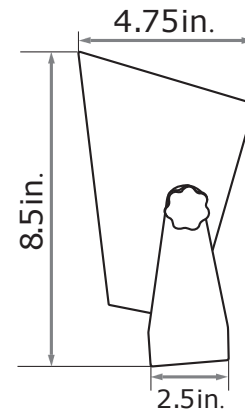
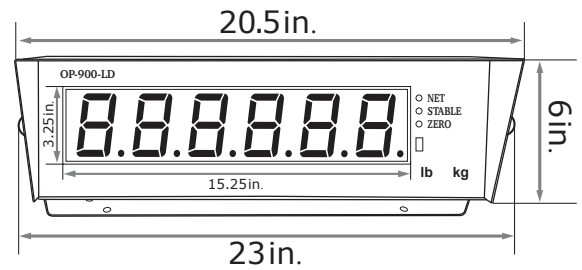



OP-900-LD INDICATOR & REMOTE DISPLAY



FEATURES

- Remote display and indicator built in one
- Bright 3" LED display
- Gross/Tare/Zero
- Units: kg, lb
- Accumulation weighing
- Power saving mode
- Mild steel enclosure with wall mount bracket
- Upper glare shield
- Comes with Remote with antenna, for wall mounting applications
- NTEP approved with up to 1/30,000 display resolution
- Easy to see in almost any environment
- Perfect for warehouse applications
- Easy to install, connects with AC adapter
- Indoor use only

PRODUCT NO.	WORD HEIGHT	DIMENSIONS	DISPLAY	SHIP WT.
OP-900-LD	3"	23" (L) x 5" (W) x 9" (H)	LED Segment	8 lbs